


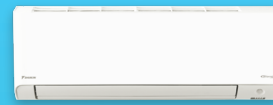


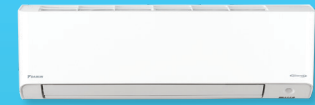


Perfecting the Air

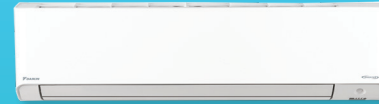
-  **INDOOR ENVIRONMENTAL QUALITY**
-  **SUPERIOR ENERGY EFFICIENCY**
-  **BUILT-IN WI-FI**



FTXM20-35VMA



FTXM46WVMA



FTXM50-71WVMA



FTXM85-95WVMA



HEATING AND COOLING SOLUTIONS

ALIRA MULTI PURPOSE DESIGN

Alira is a step ahead of the rest, delivering a perfect fusion of whisper quiet comfort, industry-leading energy efficiency and indoor environmental quality technology.

-  **PERFECT FUSION**
Alira is a perfect blend of progressive design aesthetic, superior energy performance & indoor environmental quality technology.
-  **ADVANCED PURIFICATION**
Fitted with three layers of filtration; prefilter for large particulates, enzyme blue deodorising filter for odours and Daikin's Streamer Technology for powerful oxidative decomposition of pollutants.
-  **MOULD-PROOF OPERATION**
Activates after cooling or dry operation to prevent the build up of mould and odour.**
-  **BUILT-IN WI-FI**
Connection to Daikin's Mobile Controller smartphone interface is now included.

*Refers to 2.0kW, 2.5kW & 3.5kW models.
**Mould-proof operation function can be toggled (On/Off) via the wireless controller.
Note: Sensitive Choice is only applicable for 20-71 Classes only.

REVERSE
CYCLE

2.7kW
-TO-
10.3kW **9**
RATED HEATING CAPACITIES MODELS



INTELLIGENT COMFORT

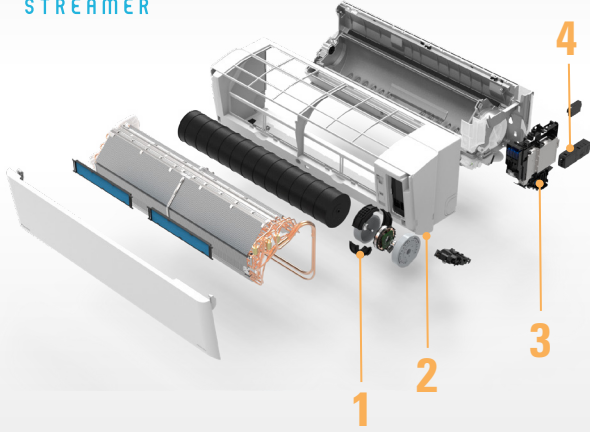
The Intelligent Eye helps prevent cold draughts and enables energy saving operations when the room is unoccupied.



COANDA AIRFLOW

Discharge louvres are designed to stream air upwards along the ceiling for rapid cooling and uniform temperature distribution.





TECHNOLOGY

1. IMPROVED ODM MOTOR

Improved compact 14 pole DC outer diameter rotor motor encased in rubber vibration dampeners delivers higher torque more efficiently than before while ensuring whisper quiet operations.

2. REDESIGNED DUAL LOUVRES

Large dual louvres with aerodynamic end vanes help reduce turbulence for draught free comfort with longer throw distances of up to 10m (50-71 Class).

3. HUMIDITY SENSOR

Monitors humidity to accurately control supply air temperature for comfortable and effective dehumidification of the room during Program Dry Function operation.

4. STREAMER TECHNOLOGY

Discharges high speed electrons generating powerful oxidative decomposition that continuously removes odours, bacteria and indoor air pollutants such as formaldehyde.

SPECIFICATIONS

INDOOR UNIT		FTXM20YVMA	FTXM25YVMA	FTXM35YVMA	FTXM46WVMA	FTXM50WVMA	FTXM60WVMA	FTXM71WVMA	FTXM85WVMA	FTXM95WVMA
OUTDOOR UNIT		RXM20YVMA	RXM25YVMA	RXM35YVMA	RXM46WVMA	RXM50WVMA	RXM60WVMA	RXM71WVMA	RXM85WVMA	RXM95WVMA
Rated Capacity	Cool (kW)	2.2	2.5	3.5	4.6	5.0	6.0	7.1	8.5	9.5
	Heat (kW)	2.7	3.2	3.7	4.7	6.0	7.2	8.0	9.0	10.3
Capacity Range	Cool (kW)	1.0-2.8	1.0-3.7	1.0-4.2	0.9-5.5	1.1-6.7	1.1-7.5	2.0-8.9	2.0-10.5	2.0-11.2
	Heat (kW)	1.0-4.4	1.0-5.4	1.0-5.5	1.0-6.7	1.0-8.0	1.0-9.8	2.0-10.8	1.9-11.6	1.9-12.0
Indoor Airflow Rate (H)	Cool (l/s)	203	215	225	253	342	395	410	380	410
	Heat (l/s)	198	213	225	250	342	395	410	403	425
Indoor Fan Speeds		5 steps, quiet and automatic								
Star Rating (Hot/Avg/Cold) ZERL (Residential)	Cool	6/5/5	6/5.5/5.5	5/4.5/5	4.5/4/4.5	5.5/5/5	4.5/4.5/5	4/3/3.5	3.5/3/3.5	3.5/3/3
	Heat	3.5/3.5/3	4/3.5/3	3.5/3.5/3	4/3.5/3	4/3.5/3	4/3/2.5	3.5/3/2.5	2.5/2/2	2.5/2/1.5
Front Panel Colour		White								
Power Supply		1 phase, 220-240V, 50Hz								
Power Input (Rated)	Cool (kW)	0.42	0.47	0.80	1.17	1.13	1.48	2.00	2.35	2.80
	Heat (kW)	0.50	0.64	0.76	1.04	1.23	1.61	1.96	2.66	3.10
E.E.R./C.O.P	Cool/Heat	5.29/5.4	5.38/5.0	4.38/4.89	3.95/4.52	4.42/4.88	4.05/4.47	3.55/4.08	3.62/3.38	3.39/3.32
TCSPF (Residential)	Hot/Avg/Cold	7.80/6.85/6.99	7.99/7.13/7.28	6.96/6.48/6.77	6.09/5.71/6.06	7.00/6.56/6.99	6.49/6.11/6.55	5.50/4.87/5.07	5.28/4.91/5.15	5.01/4.69/4.94
HSPF (Residential)	Hot/Avg/Cold	5.34/5.13/4.76	5.50/5.12/4.71	5.44/5.02/4.50	5.61/5.03/4.52	5.84/5.25/4.60	5.50/4.90/4.26	5.10/4.54/4.00	4.47/3.93/3.50	4.29/3.74/3.24
A.E.E.R./A.C.O.P	Cool/Heat	5.20/5.33	5.30/4.95	4.34/4.84	3.94/4.50	4.41/4.86	4.04/4.46	3.54/4.07	3.59/3.36	3.37/3.31
Dimensions (HxWxD)	Indoor (mm)	299x838x275			299x920x275	299x1100x275			329x1240x278	
	Outdoor (mm)	550x675x284			695x930x350			990x940x320		
Weight	Indoor (kg)	13	13	13	13	15	15	15	19	19
	Outdoor (kg)	28	30	30	51	54	54	60	77	77
Compressor Type		Hermetically Sealed Swing Type								
Refrigerant Type		R-32								
Max Pipe Length (m)		20	20	20	30	30	30	30	30	30
Max Level Difference (m)		15	15	15	20	20	20	20	20	20
Pipe Sizes	Liquid (mm)	6.4	6.4	6.4	6.4	6.4	6.4	6.4	6.4	6.4
	Gas (mm)	9.5	9.5	9.5	12.7	12.7	12.7	15.9	15.9	15.9
Outdoor Operating Range (min.-max.)	Cool (°CDB)	-10 ~ 46								
	Heat (°CWB)	-15 ~ 18								
Indoor Sound Pressure (H/SL)	Cool (dBA)	39/19	41/19	42/19	43/26	45/28	48/29	49/30	49/35	51/36
	Heat (dBA)	39/20	40/20	42/20	43/26	45/28	48/29	49/30	49/33	51/33
Outdoor Sound Pressure (H/SL)	Cool (dBA)	46/43	47/43	49/44	47/44	47/44	49/45	53/49	54/51	54/51
	Heat (dBA)	47/44	48/44	49/45	48/45	48/45	52/45	54/49	55/51	55/51
Outdoor EPA Sound Power Level (H)	Cool (dBA)	58	59	61	59	59	61	66	66	66
	Heat (dBA)	59	60	61	60	60	64	66	67	67

ZERL (Residential) refers to 'Zoned Energy Rating Label' residential star rating as outlined in the Energy Efficiency (Energy Using Products) Amendment Regulations 2020.

Notes: 1. The rated capacity is measured in accordance with AS/NZS 3823.1.1

2. The cooling (or heating) output capacity will be reduced below the rated value as the outdoor temperature approaches the maximum (or minimum) outdoor temperature operating range limit.

3. The specifications, designs & information in this flyer are subject to change without notice. Unit colours shown are as close as possible to actual unit colours. Colours depicted in this flyer may vary slightly.

Your Local Daikin Specialist Dealer:



daikin.co.nz